

OCTOBER

JAMES

PHOTOGRAPHY

Q & A

We answer
your questions

OUR
style

Discover what
makes us unique

**MEET
THE
TEAM**

REAL WEDDINGS

From Norfolk to Marbella, we
showcase our favourite weddings

octoberjames.com

ROCK YOUR frock



MEET THE TEAM

Hello!



*With over 10 years in the wedding industry
photographing hundreds of couples, you're in safe hands*

We love photographing people and find the stories they have to tell fascinating. Being romantics at heart, we absolutely adore weddings and for us nothing typifies romance more than when two people declare their love in front of the world! Trusting us to photograph your big day is the greatest honour you could bestow. Shooting with us is fun and together we will capture some amazing shots.

THE GIRLS

October has a career spanning over 20 years in the photographic, creative design and publishing industries.

octoberjames.com

This rare experience is crucial to achieving first class results and is coupled with a real passion for her trade.

Her lively Dalmatian, Roxy, is often found running around the beaches of England... normally being photographed in the process!

THE BOYS

October's fiancé, James, is also a

passionate professional photographer with a wide range of experiences including Weddings, Property and Landscape.

His pooch, Ted, is never far from his side and is an absolute pro when modelling in front of the lens! (see page 51)

TOGETHER

They both love photographing other happy couples!



CONTENTS



78



42



24



34



46



38



14



66

Inside this

Discover our unique style and find out what our

04 OUR STYLE

From prep to party:
How we work
a wedding.

10 BRIDAL BEAUTY

Everything you need
to know from
perfect brows to
flawless skin.

14 GROOMED

The men want to
look their best too!

18 REAL WEDDING

Megan & Dan

24 REVIEWS

Read about our
clients experiences
with us.

30 OUR STYLE

Photographing your
loved ones.

34 REAL WEDDING

Emily & Patrick

octoberjames.com

issue...

clients have to say about us

38 OUR STYLE

Organising a winter
wedding? We share
hints and tips to
help you plan your
dream day.

42 REAL WEDDING

Laura & Paul

46 INSPIRATION

A three part series
featuring coral hues
to suit every couple.

66 REAL WEDDING

Alice & Lewis

72 OUR STYLE

Candid camera!
Capturing moments
of spontaneity

74 Q&A

We answer
your questions.

78 REAL WEDDING

Eleni & Craig

octoberjames.com

OUR STYLE

*How we photograph
your special day*

We promise not to be the kind of intrusive photographers who turn your special day into a continuous photoshoot! Your wedding is about you and your guests, not us. Pictures that capture the day and your love in a natural way are always the most powerful. We take plenty of candid photographs and most of the time you won't be aware of us. Even our portrait sessions, where we photograph just the two of you, are done

in a relaxed manner so you'll have fun and feel at ease.

We absolutely love what we do and hope that comes across in our photos.

BRIDAL PREPARATION

This is where the fun begins! October typically arrives 2 hours before the ceremony to capture the sense of excitement as well all the details such as perfume, earrings, shoes etc. One of the best photos

is getting a father's reaction to seeing his daughter in her dress for the first time.

GROOM PREPARATION

These are essential photos in telling the story of the wedding and an aspect of the day the bride loves to look back on. James will be with the boys as they get ready shooting the cufflinks, ties, the nerves-reducing quick drink and maybe a final run-through of the speech! ➤



EDITING & AIRBRUSHING

This is an essential and often overlooked aspect of photography. Every professional photographer should edit their photos, the competency with which this is done however, varies greatly. Every single photo we provide is individually editing, adjusting a wide range of parameters to give each one "our look". We have taken a considerable amount of time and called upon all our experience to create a unique editing process.

Airbrushing takes things to the next level. During this process we can remove anything distracting from the picture, maybe a rogue dustbin or signpost for example. Additionally, we run custom-designed skin smoothing, teeth whitening and eye brightening processes to show you at your absolute best! It shouldn't be obvious that a photo has been airbrushed and this is what takes the skill - enhancing a photo without it looking like you have.

GUESTS ARRIVING

With October capturing the final aspects of the girls getting ready, James will be at the church or venue shooting candid photos of your guests arriving.

THE CEREMONY

The Bride and Father walking down the aisle, the Groom's reaction, exchanging of the rings and, of course, the kiss.....October and James will be discretely in place to record it all. ➤

octoberjames.com





GROUP PHOTOS

While not everyone's favourite part of the day, group shots are a nice way of capturing you with your loved ones. We have this section well organised, make you all laugh and it won't take long.

NEWLYWED PORTRAITS

This is the perfect opportunity for the two of you to escape and have a moment of quiet. Most people can be a little self-conscious

in front of the camera but we promise to keep things light-hearted. We won't force you into staged positions but instead capture beautiful moments of happiness and love. We often have more than one portrait session if, for example, there is a sunset later in the day which we think would make a stunning backdrop.

THE ROOM & SPEECHES

Before the Wedding

Breakfast, we photograph the room and all the little details. No one looks good while they're eating so we'll leave you alone at that point but return for the speeches. As well as the person giving the speech, we'll capture the reactions of those listening - often these can be priceless!

CUTTING THE CAKE

We'll set up a cake cutting shot with all your friends and family

counting down.....be sure to cut the bottom tier, not the top!

FIRST DANCE

We have many different ways of capturing the first dance depending upon the venue and light. We can set up our own lighting, coordinate with confetti canons or even indoor fireworks.

THE PARTY & BEYOND

We loiter around the dance floor to get the shots of you and your guests having fun before calling it a wrap. We will gladly stay later though if, for example, you are having fireworks (we love photographing these!).

AFTER THE WEDDING

We'll have typically

taken around 4000 photos during your day so the first thing for us to do is go through them all, pick the best ones and reduce that number to between 750 and 1250. From these we will pick around 30 of our absolute favourites each of which will be edited and airbrushed to create your "sneak peek". We will then edit all the rest of your photos before uploading them to your online, password protected gallery. These are all super-high resolution, watermark free and yours to download. The gallery allows you to select your personal favourites from which we will design your album.



BRIDAL beauty

Kelly Surtees tells all

It goes without saying that you want to look positively radiant on your big day so now is the time to start a beauty routine if you don't already have one.

12 MONTHS TO GO

Seek professional advice from an Aesthetician when it comes to

skincare. They can guide you on what products will be beneficial for your skin after a consultation. Regular facials are a must as well as a good routine at home.

6 MONTHS TO GO!

By now you will have started to see the benefits of regular

skincare and you may be thinking about other treatments to help you glow! Prescription Retinol peels are a tried and tested way to renew dull skin.

4 MONTHS TO GO!

Book an appointment now for anti-wrinkle consultations for fine

BRIDAL PREPARATIONS

lines or troublesome areas like crows feet or frown lines. This treatment should be performed 4-6 weeks before the wedding and may require a top up after two weeks.

Consider regular manicures, (every 2-3 weeks is advised), to keep your hands and nails in tip-top condition for the all important ring shot.

3 MONTHS TO GO!

Let's talk about Brows! We all know how important they are to frame your face so if you suffer with over plucked or sparse brows perhaps try Microblading? This is a form of semi-permanent make-up where feather like strokes of pigment are placed within the skin with a microblade to mimic brow hairs. Choosing the right artist is imperative to ensure you end up with the natural looking brows that you've always dreamed of. Now is the time to book a consultation as they take 4-6 weeks to heal and will require a touch-up at that point.

2 MONTHS TO GO!

If microblading isn't for you, regular brow grooming, brow lamination or even brow henna may be your option. A trained brow stylist can advise you on what is right for you and work out the best treatment plan.

1 MONTH TO GO!

To help keep your skin glowing Dermaplaning is an option. This can be performed as little as a few days before your wedding and will help with make-up application.



Who doesn't want gorgeous lashes on their wedding day? Photographers and make-up artists will advise you that sometimes bigger isn't always better in the case of lashes!

Extensions of course add drama but be sure to try them out before the day to ensure they don't irritate your eyes. A more subtle way of enhancing your lashes is with a lash lift - elongating your own

SUPPLIERS WE LOVE

- **Brows & Lashes**
Kelly Surtees
covedbeauty.co
- **Skincare -**
LaBon Aesthetics
labonaesthetics.co.uk
- **MUA**
Love Moi Make-up
lovemoimakeup.com

lashes with tint from root to tip. The added benefit of lash lifts is that they will last long into your Honeymoon with no worries about getting them wet!



GROOMED

It's not all about the girls!



When it comes to the morning of the wedding, most guys think they've got it easy, quick shower, a bit of hair gel, chuck on the suit and you're ready to roll!

WRONG! We hate to tell you how many grooms end up having a melt-down because they can't find their cuff links, the bestman has no idea how to tie a bow tie and one of the ushers is ordering room service 5 mins before you're due to leave!

Don't panic, we're on hand to offer a bit advice to help you get organised ahead of the big day. >



GROOM PREPARATIONS



Whether you're having a tie, cravat or bow tie, practise, practise, practise and we don't mean the night before the wedding.

Make sure all groomsmen check their suits and shirts fit correctly a few days ahead of the wedding.

If you're staying at the venue the night before, double check you've got everything when you arrive and place your cufflinks, aftershave, watch and


other small items together in a safe place.

Buttonholes can be tricky, just remember to place them roughly in the middle of the left lapel, the top of the flowers touch the top edge of the lapel. To secure it, place the pin on the reverse side and push it through the fabric and stem in a downward diagonal motion. You may need to apply a bit pressure if the stalk is thick, but be careful not to bend the pin. ❤️

SUPPLIERS WE LOVE

- Rober Goddard - www.robertgoddard.co.uk
- Dress 2 Kill - dress2kill.com
- Abingtons Menswear - abingtons.co.uk
- Ted Baker - tedbaker.com





Megan & Daniel

*Cotterstock
Church & Grange
Farm, Wittering*

From the moment we walked into Megan's parents' home and saw the most amazing breakfast spread - we knew this day was going to be something special!

Bridal preparations were under way, so James and I headed upstairs to photograph



the dresses and accessories. Megan had chosen a stunning ivory long-sleeved lace gown with a bardot neckline by Mori Lee at Unique Bride in Norfolk. The bridesmaids' dresses were also by Mori Lee in Ivory satin, echoing the style of the wedding dress. >

octoberjames.com



octoberjames.com



The flowers from Pollen Floristry complimented the outfits perfectly - Megan had a beautiful teardrop collection of ivory roses and freesias, simple yet very elegant. The bridesmaids carried posies of ivory roses, accented with the occasional blush pink rose. The men were looking dapper dressed in traditional top hats and tails hired from Robert Goddard in Wisbech. This day


continued to ooze glamour when a vintage Rolls Royce Silver Cloud arrived to drive Megan and her Dad to the church.

It was standing room only as the guests completely filled the small stone church in Cotterstock village. As the bridesmaids led the way down the aisle, Megan followed on her Dad's arm - there wasn't a dry eye in the house.

After the ceremony, the bells ring out loud as the new Mr & Mrs Santoro emerge from the church. Everyone is smiling and laughing as they make their way to Wittering.

Megan and Daniel had put a huge amount of effort into every aspect of their celebration, planning little surprises throughout the day - our favourite of these had to be the arrival of a helicopter! ➤





As a surprise for Dan, Megan had arranged for a Robinson R66 to pick them up from the church and fly them to the reception venue. Before the transport arrived, we took advantage of the time to create some gorgeous portraits of the happy couple.

Once the Helicopter landed we made the most of the few minutes we had to take some stunning images. We then jumped into our car and in true Dukes of Hazard style, raced to the venue so we could photograph

the newlyweds arriving in style.

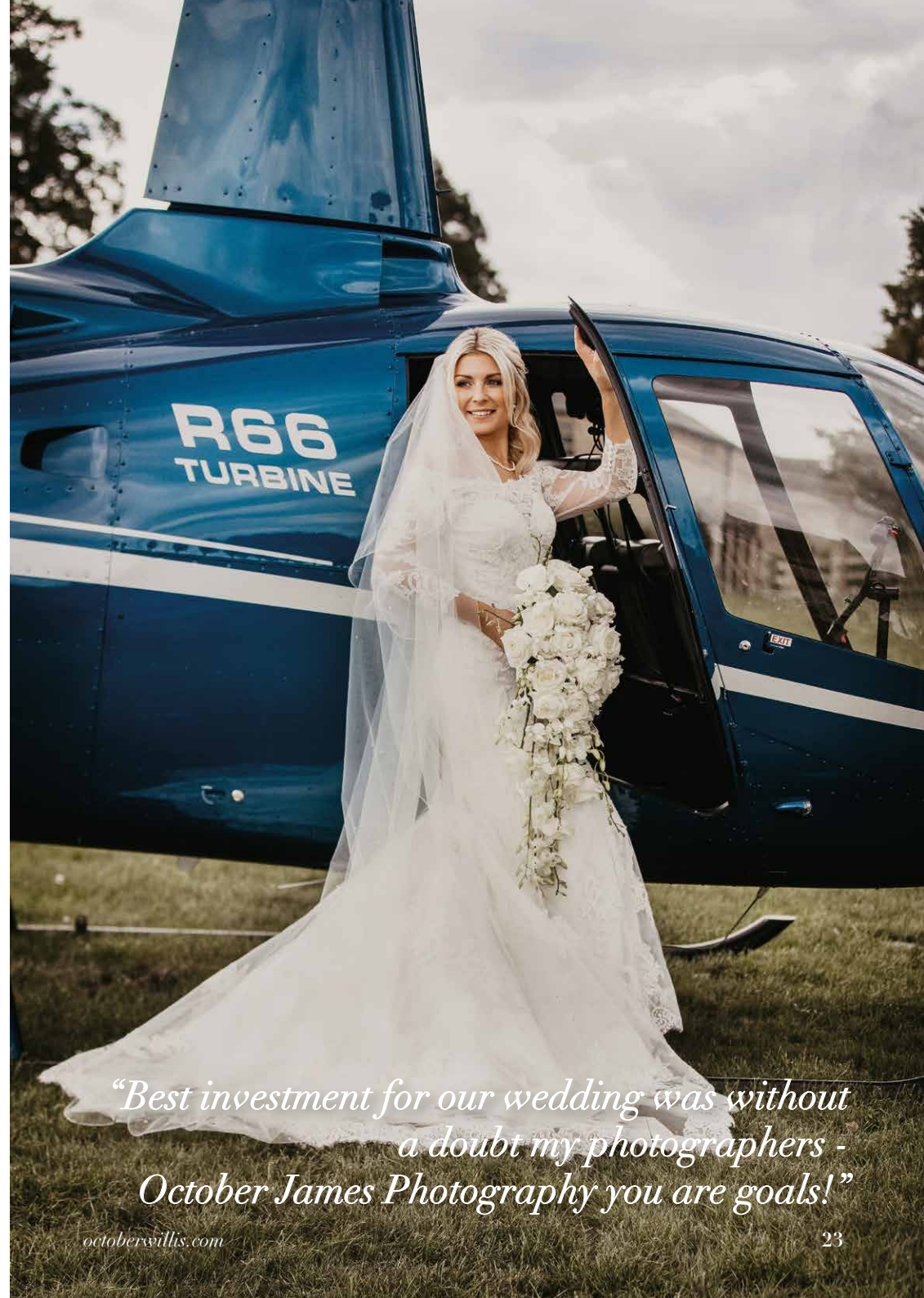
We spent the rest of the evening capturing those precious little moments as they unfolded from the cutting of the amazing cake by Couture Cakes to the first dance and everything in between! ♥



SUPPLIER LOVE

- **Dress Designer** – Mori Lee, morilee.com
- **Dress & bridesmaid dresses** – Unique Brides, Castle Rising, uniquebrideandhats.co.uk
- **Suits** – Robert Goddard, robertgoddard.co.uk
- **Flowers** – Pollen Floristry, pollenfloristry.co.uk
- **Cake** – Couture Cakes, couture-cakes.co.uk
- **Venue** – Grange Farm, grange-farm.co.uk
- **Grazing Table** – Grape & Fig, grapeandfig.com

octoberjames.com



“Best investment for our wedding was without a doubt my photographers - October James Photography you are goals!”

octoberwillis.com

ALL YOU NEED IS *love*

*And a couple of awesome
wedding photographers! (lol) ,*

*“WE LOVE ALL THE PHOTOS!
Thank you so much”*

Lauren & Ollie

Just wanted to say a huge thank you for being so incredible on our wedding day... I don't know what I'd have done without you guiding us through the day, as I'd never been to a wedding so had no idea what I was doing! But you were honestly perfect and the photos are amazing! Everyone has commented saying they should be in a magazine!!

LAUREN'S MUM, ADDED..

Absolutely stunned by our daughter and son in-law's wedding photos which October & James photographed last weekend. They were so discreet and professional and took shots without people realising which has given us some amazing photos to remember an amazing day. Would not hesitate in recommending them, they are just fantastic.

Leanne & Alex

Could not of asked for a better couple to photograph our amazing day last Saturday! We really did

have a lovely time with you both! Thank you so much October and James! These photos are stunning!



Lorna & Jay

October and James are simply amazing! They took my wedding photos and I could not have asked for anything more. They are amazingly creative and have so much passion for what they do which really shows in all of their work.

On the wedding day October & James put us at ease and made us feel really comfortable in front of the camera.

They took on the responsibility of organising everyone for the group shots which meant I could just enjoy every second of my day. I feel that my wedding pictures speak for themselves in demonstrating their skills and talent as well as creating a really natural environment in which they do not invade at all. I cannot recommend them highly enough!



Sophie & Angelo

October & James are artistic geniuses who capture a perfect moment. I was so excited to see our wedding photos because I know what they are capable of having used them to take some pictures a few years back. I was stunned by the beautiful pictures. They turned out a thousand times better than I could have ever imagined. Not only are October & James amazing photographers, they are incredible people. Our wedding guests have all commented how brilliant they were on the day, making sure we kept to timings and slotting into the background to take the moments you never thought would be captured. They make you feel at ease immediately. Absolutely recommend!

Martika & Matt

October and James, you have done a wonderful job. I don't know how you do it, the photos are amazing! - Betty (Mother of the Bride)
Love all of these!!!
October and James, you've smashed it!
- Matt

Penny & Frazer

Thank you for capturing such beautiful pictures of our wedding day at Kimberley Hall last week. We love all the ones we have seen so far and can't wait to see the rest. You were both a pleasure to have around on the day.



Malachi & Isabella

We've just seen some of the photos and we are blown away! They are

beautiful!!!! What a nice way to end our honeymoon and enjoy them before Christmas! Best Early Christmas present! You both really managed to capture the moment and they're natural which is what we wanted.

We just want to say how amazing you were on the day! We felt at ease and relaxed throughout and when the situation changed you both quickly adapted!

We flipping love
You both!



A full-page photograph of a wedding party on a beach. From left to right: the father in a white shirt and light blue shorts, the bride in a white strapless lace dress with a tiara and veil holding a large bouquet of white flowers, the groom in a light blue suit with sunglasses on his vest, and the mother in a vibrant yellow and red floral dress. They are all smiling and looking at each other. The background features palm trees, the ocean, and a clear sky.

WE ARE family

Our approach to photographing your loved ones



The most challenging part of any wedding day is the group photos. Time old tradition has us standing there with fixed grins staring down the lens for what feels like an eternity. Our aim is make this experience as relaxed and pleasurable as we

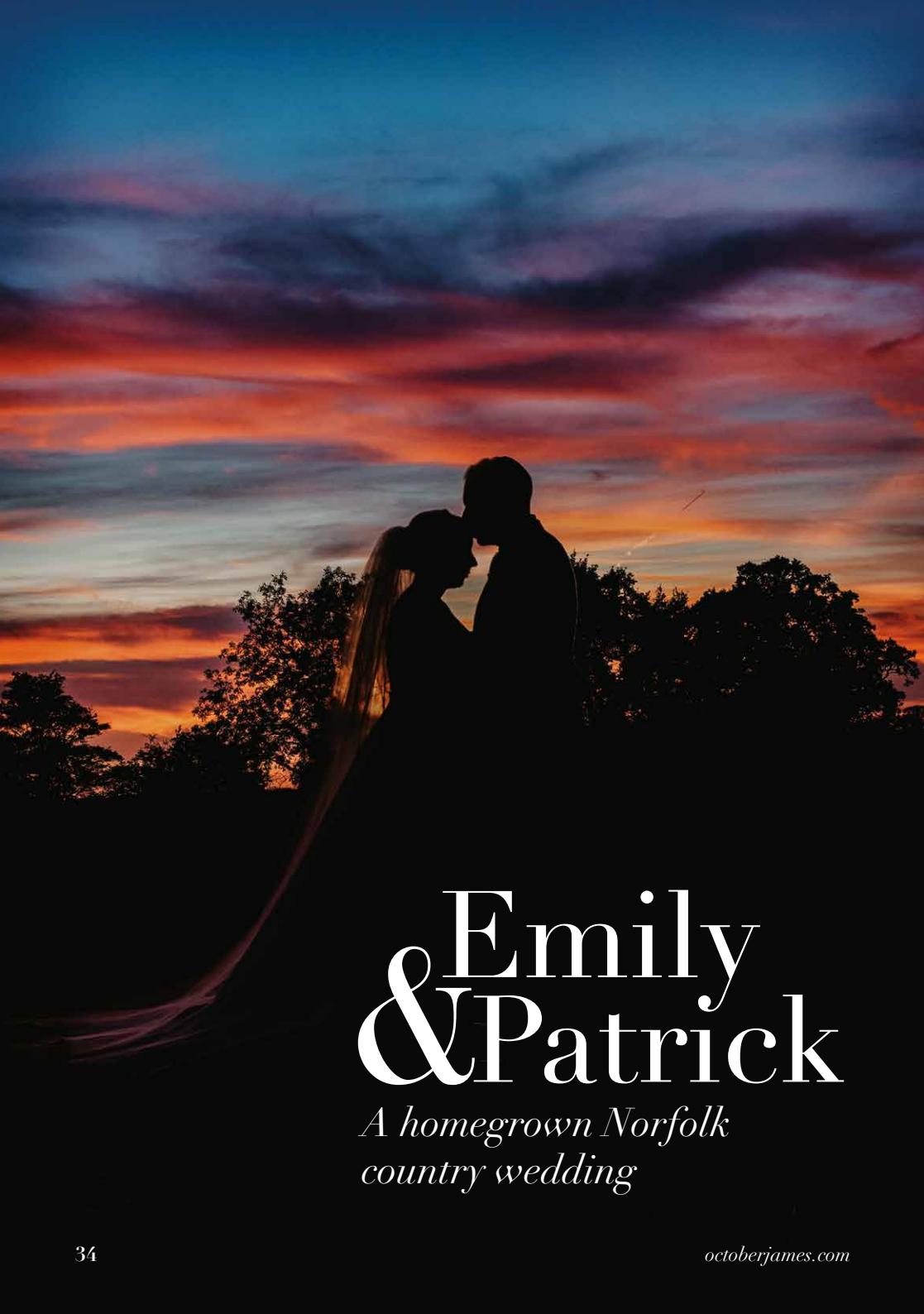
possibly can. We engage with your guests, we encourage their participation. We want you to have fun and laugh - naturally!

The key to success is preparation and team effort. We'll meet ahead of the wedding to discuss the most important groups and create a list. Our recommendation is no more than ten groups and these will take around 20 minutes to organise - many more than this and your guests will start to get bored and wander off. ❤

octoberjames.com



octoberjames.com



Emily & Patrick

*A homegrown Norfolk
country wedding*

octoberjames.com



Emily and Patrick's wedding was a real family affair. From her nearest and dearest collecting rose petals from their gardens for the confetti to Emily's Mum planting all the flowers for the bouquets, buttonholes and centre pieces. Patrick also put his joinery skills into practice and created the lovely cake display, while Emily's stepdad cleaned up the Landrover ready to transport the newlyweds. They tied the knot at Emily's family church in Blickling

before heading over to The Reading Room at Alny for the reception. This Norfolk wedding was an absolute delight to photograph and the couple really incorporated their country lifestyle into the big day.

Emily wore a besple dress which she accessorised with a cathedral length veil. The bridesmaid wore a fitted navy dress from ASOS which complimented the bouquet of ivory roses and blue thistles.

Patrick went for the



country look with a tweed jacket, beige trousers and a navy velvet waistcoat. He added a silver pocket watch and silver pheasant cufflinks.





The couple dined on afternoon tea with their guests and after dinner, they all made the most of the lovely weather and mingled in the garden while the kids played lawn games.

The atmosphere was relaxed which meant we were able to take Emily and Patrick off for photos at various points in the evening to make the most of the location and the fabulous sunset. You really do get the best skies in Norfolk! ❤️



SUPPLIER LOVE

- Dress – Bespoke
- Suits – Gun Hill
gunhill.co.uk
- Flowers – Emily's Mum and family
- Cake – Emily's Mum
- Venue – The Reading Room, Alny
readingroomweddings.co.uk
- Church – St Andrew's, Blickling, Norfolk
blickling.churchnorfolk.com
- Caterers – Florentina
florentina-events.com
- Wooden props - made by the groom

PLANNING YOUR *Winter Wedding*

*Everything you need to know when putting
together your big day.*

Planning a wedding is daunting enough but factor in light restrictions and unpredictable weather and things can get a whole lot trickier. Worry not! We are here to help.

The first thing to consider is your venue. Ideally choose somewhere that has beautiful interiors as well as exteriors. Always ask the venue what their wet weather plan is, for example: Where will your guests receive their welcome drinks? >



Is there a room big enough to accommodate group photos? Do you have access to the entire venue for bride and groom portraits?

Once you've picked the perfect location, the next big decision is what time to have the ceremony. Light is an important factor for outdoor photography and ideally you'll want at least 2 hours of daylight after the ceremony. We always carry our own lighting equipment however so

we're ready for every eventuality.

We recommend that from the end of October through to March you opt for an earlier ceremony time of 1pm.

So now you've made those crucial decisions, it's time to talk to us!

During our consultation we'll discuss all the photo opportunities your venue holds and how we can get creative with lighting both natural and artificial.


We always visit new venues ahead of the wedding and often

incorporate this with a pre-wedding chat. This not only allows us to run through the timeline of your day but also to put together a portrait shot list with required lighting.

Let's talk about the weather - it is the UK after all!

The one thing every bride dreads on her wedding day is rain. However, it's really not the end of the world - there's nothing more romantic than standing beneath an umbrella kissing the one you love.





Laura & Paul

*Langley Abbey - a beautifully
restored stunning wedding venue*



The weather was extremely kind to Laura and Paul. The happy couple enjoyed a beautifully sunny autumnal day for their wedding at the historic Langley Abbey near Norwich. This is a fantastic location from a photographers point of view as there are so many lovely

settings allowing us to capture a range of great shots without taking up too much of our couple's time. Outside there are ancient ruins where some of the Templar knights are buried and fields, perfect for shooting those epic Norfolk sunsets, surround the venue.

REAL WEDDING

Inside boasts a grand hall with soaring beams and exposed brickwork. Our bride and groom were extremely relaxed and were more than happy to escape with us throughout the day to grab photos as and when the timeline allowed. A particular highlight was James running around with smoke bombs to create a colourful backdrop for the newlyweds! ♥



octoberjames.com



octoberjames.com

SUPPLIER LOVE

- Dress – Le Jour Bridal
lejourbridal.co.uk
- MUA – Flawless Faces
by Demi, [instagram](https://www.instagram.com/demi_mua)
- Hair – Carl Brown
carlbrownhair.com
- Flowers – Flowers at
the Forge
flowersattheforge.co.uk
- Suits – Dapper Fox
dapperfox.co.uk
- Venue – Langley
Abbey
- Caterers – Brasteds
brasteds.co.uk
- Lighting – Quirk Events
quirkevents.co.uk



LIVING CORAL



octoberjames.com

Living Coral 3 Ways

Kimbolton Castle Wedding Inspiration

Never before have we seen the official 'Pantone Colour Of The Year' have such an impact on the wedding industry. We haven't spoken to a single creative person that hasn't loved 'Living Coral' and welcomed it with open arms.

Now that Living Coral is a hot trend with brides-to-be, we put together an awesome team of suppliers to create three photoshoots for inspiration - each with a very different theme. So whether you're after something 'Soft & Sophisticated' that oozes elegance, a 'Bright & Bold' festival vibe or maybe a 'Dark & Daring' winter wedding, we've got lots of ideas for you!

Kimbolton Castle in Cambridgeshire asked us to use the venue for one of our styled shoots and we thought its dramatic architecture

would suit perfectly for this one.

Everything we've used here can either be


bought, hired or made. Contact details for everyone involved are listed below.

DREAM TEAM

- **Venue** - Kimbolton Castle, Kimbolton, Cambs
- **Photography & Creative Direction** - October Willis & James Whiteman, octoberjames.com
- **Dresses** - Enzoani supplied by Willow & Grace Bridal, willowandgracebridal.com
- **Wedding Veils** - Elu Designs, eludesigns.co.uk
- **Flower Crowns** - amandacaroline.com
- **Leather Jacket** - hartfeltlondon.co.uk
- **Jewellery** - franciswainjewellers.com
- **Wedding Cakes** - mylittlecakestudio.com
- **Stationery** - millie-stone.co.uk
- **Make-up** - Flawless by Amelia, [instagram](https://www.instagram.com/flawlessbyamelia)
- **Hair** - kateatalay.co.uk
- **Flowers** - thecountrygardenflorist.co.uk
- **Suits** - robertgoddard.co.uk
- **Bow Tie** - Abingtons Menswear, abingtons.co.uk
- **Dog Suit** - thedistinguishedpugcompany.com
- **Dog Treats** - thelittlebluepupcakery.co.uk
- **Cocktail Bar Hire** - prococktails.co.uk
- **Tablewear, Candle Sticks, Unicorn, Black Swan, Bird Cages** - dottieeventsandhire.co.uk
- **Paper Flowers** - Handmade
- **Female Model** - yasminryan.com
- **Male Model** - joe-street.com

octoberjames.com

Soft & Sophisticated



Think muted tones and hues of ivory, peach, soft green and of course Living Coral. It's a classic and elegant look - perfect for any bride.

If you're a regular follower of our Instagram or Facebook pages, it will come as no surprise that we've included 'Super Pooch Ted', our little Shih Tzu, as the star guest! More and more of our clients are including their furry friends in their big day so we teamed up with Canines & Confetti and The Little Blue Pupcakery to bring you lots of ideas on how you can include your pets.

octoberjames.com

THE BRIDE

Obviously one of the most important aspects for any bride-to-be is the dress. 'Laura' from 'Blue' by Enzoani is simply stunning - this classic strapless, sweetheart, mermaid gown becomes a blooming beauty with gorgeous floral-shaped appliques of beaded, embroidered lace and Chantilly lace sprinkled atop the soft stretch-georgette fabric. The delicately scalloped hem lace creates even more sweetness while covered buttons add the finishing touch along the invisible back zipper. Marie from Willow and



Grace Bridal teamed this stunner with a cathedral length veil - Dakota by Enzoani.

Keeping with the style, Kate from Kate Atalay Bespoke Hair Styling worked her magic on Yasmin (our bride model) creating a timeless updo.

Soft & Sophisticated

Amelia from Flawless by Amelia followed with a make-up palette of soft peaches and nudes for a dewy, natural finish.

Amanda Caroline Couture designed a flower crown of pretty pastel blooms which added a little something extra and looked amazing when coupled with the veil. All that was needed to complete



the look were diamonds. We used three different styles kindly supplied by Donne of Francis Wain Jewellers who offer a wedding day jewellery hire service.

THE GROOM

Joe (our groom model) wore a grey suit with a grey and white tweed waistcoat complimented by a soft green tie and pocket square supplied by Robbert Goddard. A buttonhole was

made up of peach roses and a succulent. Ted wore a made-to-measure grey suit harness with a matching tie by Helen at Canines and Confetti - she added a little pocket watch so he wouldn't be late!

THE DETAILS

There's much to think about when creating the perfect look for your wedding and our team of experts are here to help. >

octoberjames.com





Soft & Sophisticated

Donna from The Country Garden Florist put together the loveliest flower combinations of ivory, blush, peach and coral which flowed through the entire theme. The bespoke wedding cake, designed by Debbie of

My Little Cake Studio, was to die for with a dreamy feathery bottom tier and sugar-craft flowers looking so real we thought Donna had added them! The place settings comprised of vintage table-wear and glasses from Dottie

Events & Hire and were accompanied by handwritten calligraphy stationery from the very talented Mille Stone.

THE PARTY

There's no better way to get the party started than with a cocktail or two and with Janison from ProCocktails you can even create a signature drink for your guests to enjoy when they arrive.



Bright & Bold

This theme is all about fun! It's bright, it's bold, it's festival time! Our team of creatives have really gone all out for this one.

THE BRIDE

'Lena' from 'Blue' by Enzoani looked amazing! This sultry mermaid gown has the most exquisite beaded and embroidered lace sweetheart bodice. Dazzling rhinestones frame the deep illusion V-back that also features a keyhole effect. Intricate lace


flows from the gorgeous train giving this dress the WOW factor!

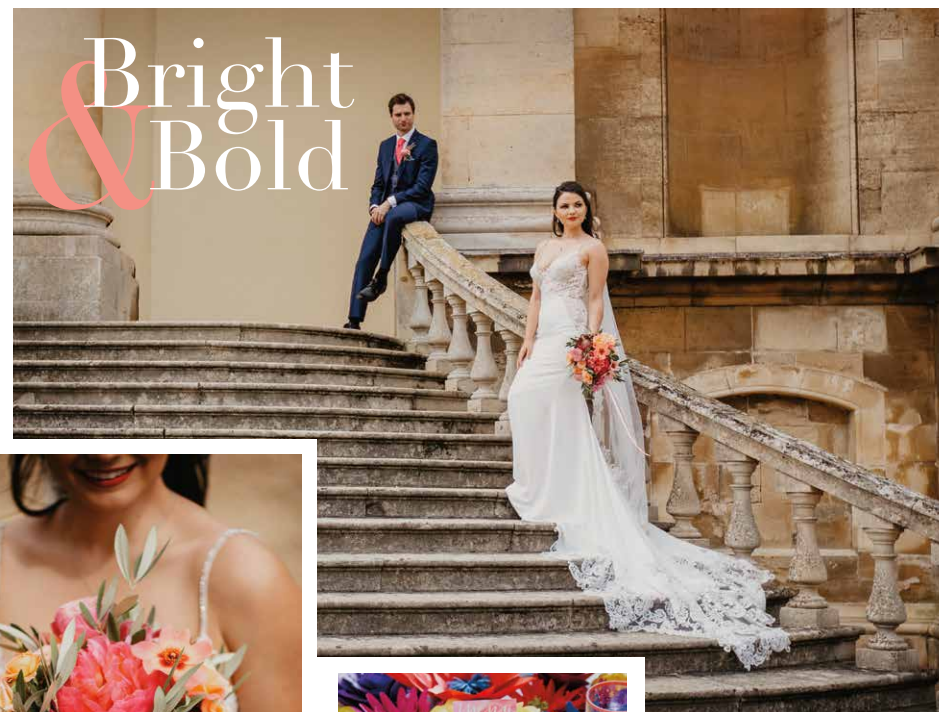
With this theme being the least formal, Kate styled Yasmin's hair half up with loose curls tumbling over her shoulders. Amelia used a neutral brown eye shadow pallet paired with bright red lips to make a bold statement. Amanda designed a

bigger and brighter flower crown - a real show-stopper. Donne paired various gems to complete the look.

THE GROOM

Joe wore a navy suit with a navy and white tweed waistcoat and, to add a shot of colour, a bright coral tie - all supplied by Robert Goddard.






Donna pinned a beautiful buttonhole she'd made to compliment the coral accents.

THE DETAILS

Along with the buttonhole, Donna also made a fabulous bouquet for the bride. Roses and dahlias nestled among other colourful flowers loosely tied together with foliage. The table setting is where it gets a little bit crazy with handmade paper flowers.



Dark. & Daring

There is so much to love about this theme. The dark and opulent hues are perfect for when the temperature drops and the nights start to pull in. >



Dark & Daring



THE DRESS

This A-line gown is cloaked in the most beautiful burnout lace pattern for a modern twist on a timeless style. The corset style bodice and classic strapless sweetheart neckline complete the look.



Amanda teamed the dress with a bronzed rose crown, immediately creating a sense of majesty. Beneath the crown, Yasmin's curls fall to her waist. Her make-up is seductive with grey smokey eyes lined with coal and paired with claret-red lips.

Be cool and warm up on your wedding day

with an awesome bespoke jacket. Hartfelt London create leather or denim jackets with either silver, gold or rose gold lettering printed on the back and then decorate it with hand painted flowers to match your colour theme.

THE GROOM

Joe is rocking a traditional black tuxedo from Robert Goddard with a black bow tie from Abingtons, Kimbolton. The buttonhole by Donna looks fantastic on the black lapel.





THE DETAILS

The details created for this theme were the absolute favourite among the whole team. The rich gold tones of the candle sticks and bird cages sing out against the blood red walls of Kimbolton Castle. The cake is a masterpiece and stands proud as



the centrepiece. The marriage of gold and burgundy continues through to the place

settings with handwritten calligraphy purple agate slices instead of place cards and a faux purple swan's head completing the look.



THE PARTY

Add a little drama with a professional mixologist. Janison puts on a great show when creating your signature cocktail with flames and everything!

Alice & Lewis


*Showgirls, a rock
violinist, a saxophonist
and fireworks!
This Marbella wedding
had it all!*



We were delighted Alice and Lewis asked us to join them in Marbella for their wonderful sun-soaked wedding. We had recently shot Alice's sister's wedding so being asked back by the family was a huge compliment. We decided to head out a week before the ceremony so we could scope out the area for photo locations and also to enjoy the sun, sea and sangria!

On the morning of

the wedding, all the boys made an early start and headed to the Golf course for a quick 9 holes followed by a bite to eat and a couple of beers. The ceremony wasn't until 3pm so by organising this outing, the father of the bride was playing it safe as it kept all the boys occupied and out of the bar! James followed the lads around the course capturing some great action shots as well as moments of unintentional comedy! ➤



Meanwhile October headed to the bride's hotel where the bubbly was flowing and the atmosphere was a little calmer! Alice and her girls were getting ready in their suite overlooking the sea. Ella, the make-up artist, created beautiful natural looks with elegant updos. The last hour flew by as the bridesmaids were rushing around putting the final touches to their outfits and Alice's Mum helped her get dressed.

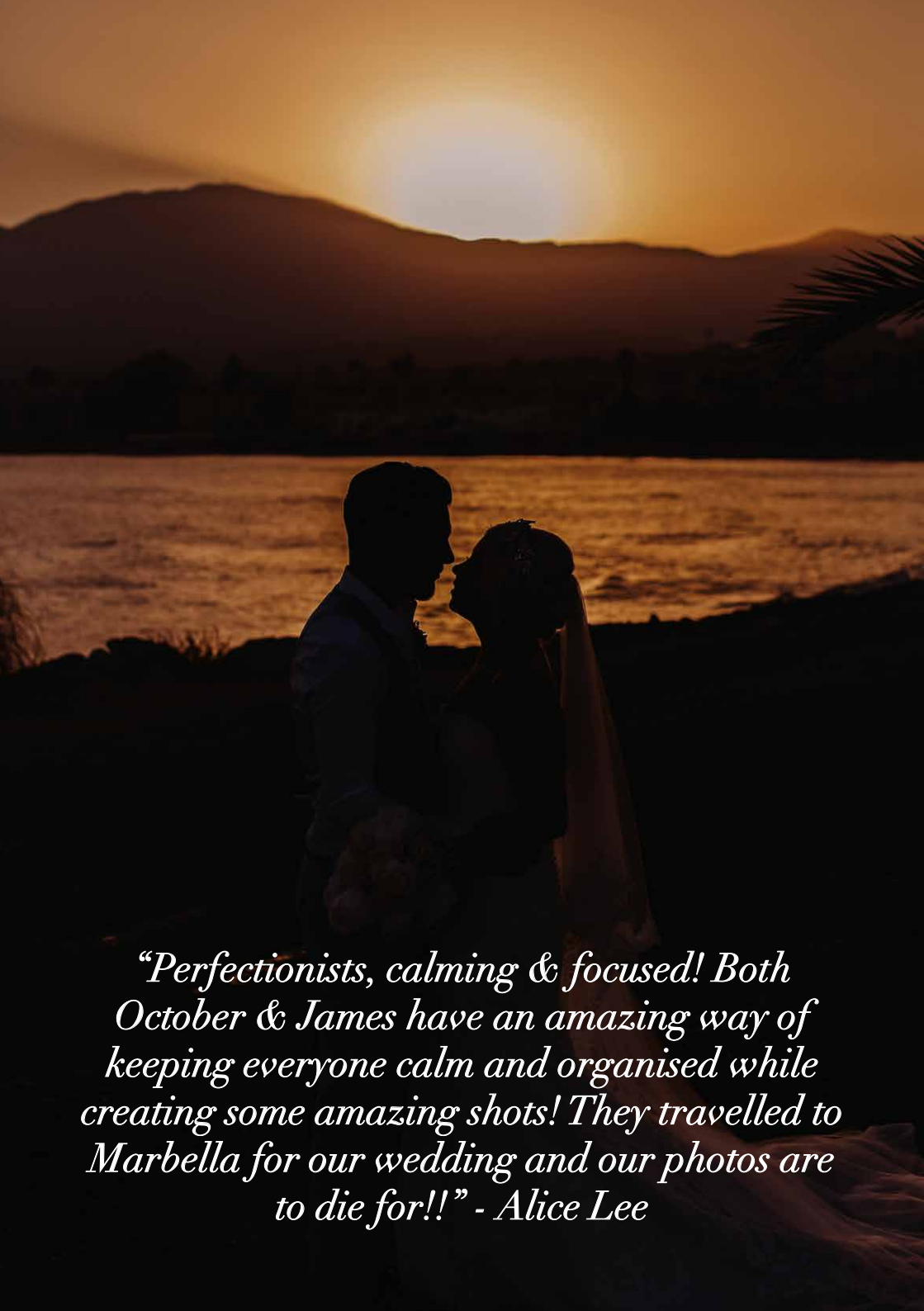
After the Mercedes organised for the groom and bestman failed to show, James found

them a taxi and they headed to the venue to await the rest of the wedding party.


The mid-afternoon sun was shining brightly as the guests arrived and enjoyed drinks and canapés overlooking the sea - this really was an idyllic setting.

Paul, a Marbella-based celebrant, conducted a lovely outdoor ceremony and the newlyweds were played back up the aisle by fantastic rock violinist Quike Navarro before being handed glasses of champagne by a pair of showgirls. ➤





“Perfectionists, calming & focused! Both October & James have an amazing way of keeping everyone calm and organised while creating some amazing shots! They travelled to Marbella for our wedding and our photos are to die for!!” - Alice Lee



We used the opportunity of all the guests assembling on the terrace to take the group shots with blue sky and sea providing the background. Alice and Lewis then joined us for their portrait session on the edge of the beach and again later as the sun setting over Puerto Banus looked stunning.

After the wedding breakfast and speeches, everyone partied the night away before the new Mr and Mrs were surprised with a firework display over the beach.

The following day, a post-wedding party had been organised at the

beautiful Bono Beach Club where drink, food and live music was enjoyed by all. We were on hand to take some great candid photos before joining in with a few cocktails ourselves!

We love to travel and having us shoot your Destination Wedding is probably more affordable than you think. ♥



SUPPLIER LOVE

■ Dress - blushbridal.co	■ Hair & MUA - ellameganmakeup.com
■ Shoes - Dune	■ Planner - marbellamarriages.com
■ Bridesmaid dresses - nadinemerabi.com	■ Flowers - desosflorists.com
■ Venue - tikitano.com	
■ Violinist - houseviolin.com	



candid CAMERA


*Capturing those wonderful
moments of spontaneity*

octoberjames.com

Candid or reportage style photography is all about capturing the vibe of your wedding in a totally natural way. We move around discretely shooting all the moments of real emotion from you and your guests. Be it tears of laughter from the bestman or tears of happiness from the father of the bride, these photographs are often the ones that

bring the biggest smiles. When we are out for the portrait sessions, we'll still be capturing candid photos of you walking with each, chatting and taking in the day. Even when we do "set up" a shot, it's relaxed and we don't get you staring down the lens with a fixed fake smile meaning these photos still have a natural and candid style to them. ❤️





These are a few of the common questions we're asked. Please get in touch if you have any others.

What's your style?

Relaxed and natural with a good mix of candids and portraits with an editorial, story-telling edge.

Are you a couple?

Yes, we are now engaged and have been shooting together ever since we met. We love working together and having both of us

means every element is covered and nothing is compromised.

How does the day flow?

Every wedding is different but, from a photographic point of view, most go like this: Bride and Groom prep; Guests Arriving; Ceremony; Confetti; Group Photos; Bride and Groom Portraits; Drinks

Reception; Wedding Breakfast Room and Details; Speeches; Cutting the Cake; First Dance; Party!

How long do you stay?

We don't limit the hours with our all-day packages - we stay as long as it takes to get all the photos you want. Weddings rarely run to time and the last thing we want is for our couples to worry about missing out on a section of photos or receiving an invoice for extras after the wedding.

Can we book a consultation?

Absolutely! You can contact us through our website or Facebook.

octoberjames.com

How do we book you?

You'll be able to confirm your booking at the consultation by filling out the contact and paying the deposit. Alternatively we can email the paperwork.

What happens after the wedding?

We produce a "sneak peek" of our favourite photos within a week with the rest following a few weeks later - we won't keep you waiting long!

Do you shoot weddings abroad?

We love to travel and us flying to your wedding might not be as expensive as you think.

octoberjames.com

How long have you been professional?

We've been shooting weddings for over 10 years. Previously to that October was in the magazine and publishing industries and James in the music business.

How many photos will we receive?

With our full day packages, you'll typically receive between 750 and 1250 images.

We really aren't keen on having our picture taken.


Most people aren't, We shoot in a very relaxed way so our couples feel at ease and have fun.



Can we have an album?

Most couples choose to and our packages detail what's included. Our albums are of the finest quality with embossed leather covers and photos printed on fine-art card.

Are you insured?

Yes, we have full Public Liability insurance. 





Craig & Eleni

Officially the hottest wedding ever!

It's the middle of Summer and well over 30 degrees in

Eggington, Bedfordshire - the perfect day for an outdoor wedding.

Eggington House, where Eleni got ready in the morning, is a lovely country manor with the main focus being on its beautiful grounds.

Following a ceremony at the village Church a short stroll away, the wedding party returned to Eggington House.

octoberjames.com





Upon walking up its gravel drive, each guest was welcomed by the house's charismatic owner and directed to the drinks reception on the lawn.

The gardens are like something out of a Jane Austin novel. Traditional borders bursting with colour frame the large lawn. There's a stunning secret rose garden which leads, through a set of grand iron gates, to an enchanting woodland. At the bottom of the garden

lies the beautiful wooden pole marquee where the reception was held. This was decorated in a travel theme and a Thai-style wedding breakfast was served on bamboo plates.

A local florist, Kate from Polly and Petal, created a vintage theme including pew ends and a church archway which was an array of beautiful foliage. Eleni's bouquet was wild and rustic with a mix of greenery and old English roses.

Eleni wore a fitted ivory gown with a bodice adorned with lace and a delicate beaded belt which accentuated her waist. The fishtail train added a little tradition to this elegant dress.

The bridesmaids wore sage green dresses from ASOS.com.

The groom and the groomsmen wore charcoal grey three piece suits from Charles Tyrwhitt. Craig wore a coral tie, while the rest of his party wore blue. ❤️

SUPPLIER LOVE

- **Dress** - WED2B.co.uk
- **Shoes** - debenhams.com
- **Bridesmaid dresses** Asos.com
- **Suits** - Charles Tyrwhitt, ctshirts.com
- **Venue** - eggingtonhouse.com
- **MUA** - Lara @ larabrewster.com
- **Hair** - Aletha @ aletharobertson.com
- **Caterer** - Retromum Catering
- **Band** - Blue Lion

OUR LIFE



*Our life, our loves,
our memories*

BE SOCIAL

Follow our adventures & discover the wonderful world of weddings



FIND US ON:

Facebook: /october**james**photography

Instagram: @october**james**photography

Web: october**james**.com

Email: october**james**photography@gmail.com

october**james**.com



CONTACT

octoberjames.com
octoberjamesphotography@gmail.com